



MINING



MANUFACTURING



CONSTRUCTION



TRANSPORTATION




**PUMPS / VALVES
POWER GENERATING**



OFFSHORE / PETROLEUM


PRACTICAL SOLUTIONS FOR BOREWELDING CHALLENGES FOR DIAMETERS RANGING FROM 1/2 INCH TO 12 FEET.



Borewelded samples shown smaller than actual size: face weld; ID weld, partially machined; intermittent weld and OD weld; face and conical surface weld; tube sheet



66 Victoria St.
Keene, NH 03431



BORTECH

AUTOMATED BOREWELDING AND MORE

PROVEN VALUE

PATENTED TECHNOLOGY

PRACTICAL SOLUTIONS

BORTECH BOREWELDING

Bortech's Unique Auto Skip Function: AUTO SKIP enables the user to designate sections of the bore to skip up to 180° such as keyways or other non-welded areas. PIE MODE is essential for timely completion of work on out-of-round bores. This function allows the operator to designate a "weld only" section of up to 180° of the bore. Welds both directions, while stepping at each endpoint. CARRIAGE RETURN is a must for horizontal borewelding where the out-of-round portion is situated on the uphill or downhill. Similar to Pie Mode except that it welds only in one direction to the end of the designated area, then steps and fast reverses to its original starting point, and resumes welding.

SIMPLE SETUP

Tack-weld a bolt, install adjustable base, align the borewelder, determine the clearance, set the controls and go. Use any MIG power supply. The BORTECH borewelder is portable and is as practical in the field as it is in the shop. And BORTECH interfaces with most boring bars, so one setup is all you need.

WELDING

Gone are the days of peering through smoke trying to weld inside a hole. The beauty of a BORTECH weld is the precisely controllable weld bead, adjustable bead overlap and 360° continuity provided by our patented step process—all accomplished faster than by any other method. You'll also have the flexibility of changing torches and extensions with BORTECH's patented connections. Achieve excellent results with a variety of metals. Your weld will be so consistent, you'll look forward to boring.

MACHINING/BORING

With BORTECH'S uniform weld, you'll find that you can perform subsequent machining faster.


PROVEN VALUE

Through the combination of shared setup, dramatically reduced welding time and machining efficiency, you can expect to spend less than half the time of using bushings, hand welding or any alternative. Automated borewelding with BORTECH saves time, labor and money.



FACE WELDING WITH TORCH COUNTER BALANCE

FACE TORCH—Allows spiral buildup of faces to 20"
TORCH COUNTERBALANCE KIT—For horizontal use of torches #6 and larger, Face, Trammel and Extended Range Torches.




ID WELDING WITH EXTENDED RANGE TORCH

EXTENDED RANGE TORCH—ID buildup from 26-54".



OD WELDING

TRAMMEL TORCH—OD buildup to 14" diameters as much as 10" from end of OD.



CONICAL SURFACE WELDING

CONICAL BORE ATTACHMENT—Allows weld buildup of valve seats and other conical surfaces to 20".



HORIZONTAL WELDING WITH TORCH EXTENSION SUPPORT

TORCH EXTENSION SUPPORT KIT—Steady rest and satellite offset head for extension lengths greater than 60".



MODEL 306-P
Buildup of 6" X 6" Bore
Typical setup—15 minutes
Typical weld time—45 minutes
Deposition thickness adjustable from .040-.220"



"The BORTECH is a user friendly machine that anybody can learn to use. You do not have to know everything about welding to learn to weld with the BORTECH borewelder."
—D.L., Ontario, Canada

"It is difficult to state the number one advantage of a BORTECH borewelder. It saves us time and gives us an edge over our competition. It is flexible; it is portable. It is consistent. The product is proven and the technical support is excellent."
—J.B., Utah, USA

How can BORTECH help you with your borewelding needs?

Let's explore the possibilities:

Call us today

tel 603 358 4030

fax 603 358 4007

toll free 888 265 1202

email info@bortech.com

visit www.bortech.com